



Since 1984

Boulder

1151

**Mono
Power Amplifier**



Welcome

Boulder has the rare combination of technical and creative skills required to design this visually stunning high-performance power amplifier.

Concept

The 1151 Mono Power Amplifiers give the quality and performance Boulder is renowned for, while being housed in a package that can be installed by one person and in a form factor perfect for conventional racks.

The 1151 is designed, machined, and assembled all under one roof in our dedicated facility in Louisville, Colorado.

The heat sinks are machined from a solid aluminum billet, providing optimum heat dissipation. The feet have special constrained layer dampening material for vibration reduction.

Like the rest of the 1100 series, the front panel is derived from a topographical map of Flagstaff Mountain, less than 30 miles from our facility.

The attractive appearance is still conservative enough to work with any decor, assuring lasting satisfaction with your investment.


Inside the 1151

Under the top panel it is equally impressive. All the boards inside the 1151 are designed, assembled, and tested at our facility. This means quality and reliability are assured.

Boulder's proven wide bandwidth, two-stage signal path allows the powerful output section to deliver more musical realism with Boulder's Smart Current biasing circuitry.

Some loudspeakers can be challenging to drive, demanding very high power and control. The 1151 provides high amounts of current, making even the most difficult speaker perform to its fullest potential.

The key to controlling a loudspeaker while remaining clear and transparent, regardless of the delicacy or complexity of the music, is the ability to deliver undistorted power from a noise-free background into a reactive load.



The 1151's extremely low output impedance eases the speaker through even the most difficult passages of music. This guarantees that the 1151's character will never change, regardless of which speaker you connect it to.

The 1151 accomplishes impressive neutrality with a combination of balanced inputs and outputs to reduce noise to vanishingly low levels.

The output section makes use of many filter capacitors instead of fewer large, capacitors to deliver faster dynamic impact.

As in all other 1100 Series power amplifiers, the 1151 uses two stages. The first stage provides most of the voltage gain, allowing the output stage to focus on delivering high current to the speaker.

Despite being smaller than the 1162, a pair of 1151 monos have more output devices than an 1162. This assures the speed, clarity and strength of what many would expect from a larger amplifier.

The 1151 has sophisticated protection circuits which keeps the amplifier operational so you can enjoy your amplifier longer and with peace of mind.

Smart Current Output Stage

The Boulder 1151 uses a new bias scheme for the output stage. This stage is more advanced than anything done previously in power amplifiers, regardless of brand. Known as "Smart Current," this new circuit gives Class A performance without the prior drawbacks of traditional designs.

Traditional Class A designs make the chassis become overly hot. Boulder's Smart Current circuit monitors the output current drawn by the speaker and adjusts as needed without unnecessary heat consumption.

variances due to the speaker's frequency-dependent load impedance all through analog circuitry. All of the crossover distortions by the transition from one polarity to the other are eliminated.

Boulder's Smart Current output stage increases efficiency, sonic performance, and longevity of the 1151 Mono Power Amplifier.

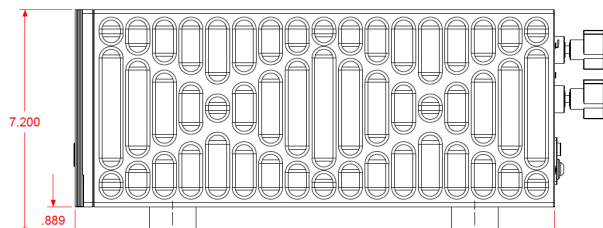
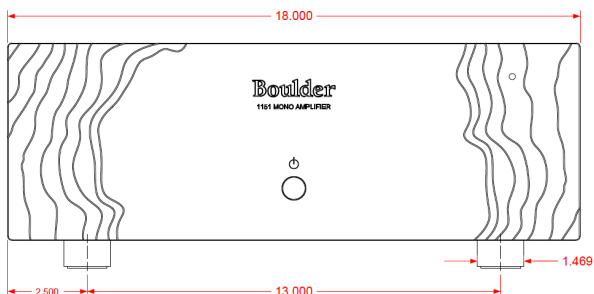
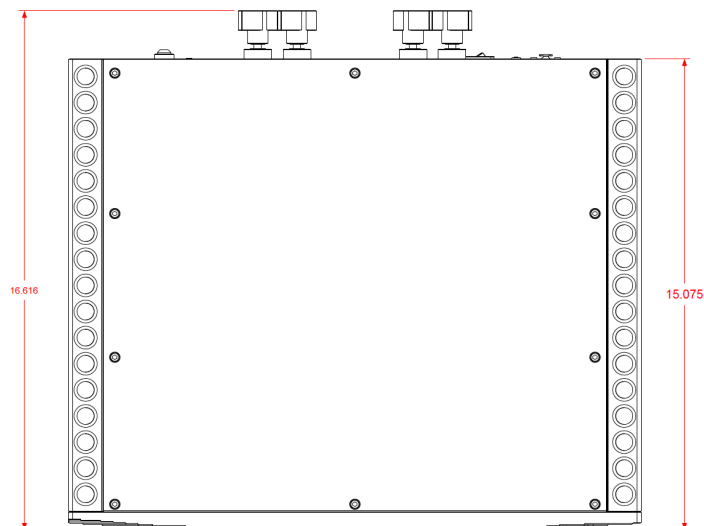
40 Years Experience

Boulder's 40 years of experience in amplifier design is evident in every aspect of the Boulder 1151 Mono Power Amplifier.

Boulder's Smart Current Output Stage continuously adjusts for

We encourage you to hear the 1151 for yourself.





Technical Specifications

Continuous Power, 8 Ohms	250W
Peak Power, 8 Ohms	350W
Peak Power, 4 Ohms	600W
Peak Power, 2 Ohms	750W
THD, 8 Ohms 250W	0.002%, 20kHz: 0.01%
THD, 4 Ohms 250W	0.002%, 20kHz: 0.01%
THD, 2 Ohms 250W	0.003%, 20kHz: 0.02%
Signal to Noise	-108dB, 10-80KHz.
Equivalent Input Noise (EIN), 20 kHz, BW	2.2 μ V
Magnitude Response, 20 Hz to 20 kHz	+0.00, -0.04 dB
Frequency Response, -3 dB	0.015 Hz & 150 kHz
Voltage Gain	26 dB
Input Impedance	200k Ω Balanced 100k Ω Unbalanced
Balanced Analog Inputs	Balanced 3 pin XLR
Outputs	.25" (6 mm) Binding Posts
Power Requirements (Country Specific configured)	
100V, 120V, 240V 50-60Hz	
Power Consumption	800W Max, 10W Standby 60W Idle

All measurements are taken at 120v; Specifications are subject to change without notice or obligation

boulderamp.com
sales@boulderamp.com
255 S. Taylor Ave. Louisville CO 80027
303-495-2267